

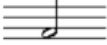













COUNTS PER NOTE /BAR

Name	Symbol	Rest	Grouped	IF 4 beats in a bar 4/4
Semibreve			No grouping	Count for 4 beats
Minim			No grouping	Count for 2 beats
Crotchet			No grouping	Count for 1 beat
Quaver				Count for half a beat
Semiquaver				Count for quarter of a beat

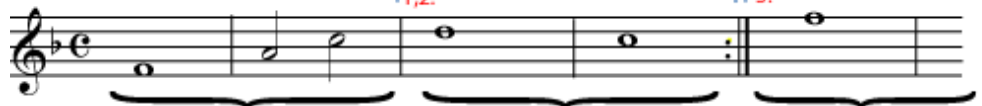


HOW DO I KNOW WHEN TO REPEAT???

Numbers tell you which time(s) to take this ending

Closed bracket = go someplace else after ending (repeat or D.S., for example)


Open bracket = go on



Play these measures every time.

Play these measures and take the repeat the first and second time. **Skip them the third time.**




Play these measures the third time and go on.



Go all the way back to the beginning and repeat once.



Repeat (once) only the measures in between the repeat dots.

<i>D.C.</i> or <i>da capo</i>	"To the head" - Go back to the very beginning
<i>D.S.</i> or <i>dal segno</i>	"To the sign" - Go back to the sign
<i>al fine</i>	"To the end" - On the repeat, stop when it says " <i>fine</i> "
	Sign
<i>fine</i>	"End" - On the last time through, stop here
<i>to</i> 	Go to the coda section
	Coda section

Example 1:

Play to the D.C., then go back to the beginning and play until you reach "*fine*", then stop.



Example 2: Play to the D.S., then go back to the sign and play until you find the "to coda". Go directly to the coda and play to the end.